

2005 WEF Membership Application



Personal Information

Last Name	M.I.	First Name	(Jr., Sr., etc.)
Business Name (if applicable)			
Street or P.O. Box <input type="checkbox"/> Business Address <input type="checkbox"/> Home Address			
City	State	Zip	Country
Home Phone Number	Business Phone Number	FAX Number	
E-mail Address (required for electronic version of Highlights)			

Please send me information on special offers, discounts, training and educational events, and new product information to enhance my career. by e-mail / by fax

Member Association (MA) Choice**

** By joining WEF, you also become a member of a local Member Association (MA). Please select the MA you wish to join from the list on the previous page.





Employment Information

Employer Code	Other (please specify)	Job Title Code	Other (please specify)
Environmental Focus		Other (please specify)	
Signature Required for all new memberships		Date	

Sponsorship Information

WEF Sponsor Name (optional)	Sponsor I.D. Number	ACQ. Code for WEF use only
-----------------------------	---------------------	----------------------------

Membership Information

Membership Categories <i>Select one only.</i>	Complimentary Subscription <i>Select one only.</i>	Dues (listed on back)
 <input type="checkbox"/> Active Individuals involved in or interested in water quality	<input type="checkbox"/> WE&T (including Operations Forum) <input type="checkbox"/> Water Environment Research <input checked="" type="checkbox"/> WEF Highlights • <input type="checkbox"/> Electronic <input type="checkbox"/> Print	\$
 <input type="checkbox"/> Professional Wastewater Operations Individuals involved in the day-to-day operation of wastewater collection, treatment or laboratory facility, or for facilities with a daily flow of < 1 mgd or 40 L/sec.	<input type="checkbox"/> WE&T (including Operations Forum) <input type="checkbox"/> Water Environment Laboratory Solutions <input checked="" type="checkbox"/> WEF Highlights • <input type="checkbox"/> Electronic <input type="checkbox"/> Print	\$
 <input type="checkbox"/> Student Students enrolled for a minimum of six credit hours in an accredited college or university. Must provide written documentation on school letterhead verifying status, signed by an advisor or faculty member	<input type="checkbox"/> WE&T (including Operations Forum) <input type="checkbox"/> Water Environment Research <input checked="" type="checkbox"/> WEF Highlights • <input type="checkbox"/> Electronic <input type="checkbox"/> Print	\$
 <input type="checkbox"/> Corporate One person is entitled to receive member benefits. Companies engaged in the design, construction, operation or management of water quality systems. Designate one membership contact	<input checked="" type="checkbox"/> WE&T (including Operations Forum) <input checked="" type="checkbox"/> Water Environment Research <input checked="" type="checkbox"/> Water Environment Regulation Watch* <input checked="" type="checkbox"/> WEF Highlights • <input type="checkbox"/> Electronic <input type="checkbox"/> Print	\$

Dual Member Association Memberships

Please indicate additional WEF MA(s) you would like to join and include the MA's Dual Membership dues. WEF can track up to three additional associations.	MA 1	\$
	MA 2	\$
	MA 3	\$

Additional Subscriptions

Consider including additional WEF resources in your membership package! Check the appropriate subscription and include the subscription cost in your payment. NOTE: Prices listed reflect a substantial member discount!	<input type="checkbox"/> WE&T (including Operations Forum)	\$ 55.00	\$
	<input type="checkbox"/> Water Environment Research	\$ 55.00	\$
	<input type="checkbox"/> Water Environment Laboratory Solutions	\$ 50.00	\$
	<input type="checkbox"/> Water Environment Regulation Watch	\$ 50.00	\$
	<input type="checkbox"/> Industrial Wastewater Technical Bulletin	\$ 89.00	\$
	<input type="checkbox"/> Biosolids Technical Bulletin	\$ 89.00	\$
	<input type="checkbox"/> Watershed & Wet Weather Technical Bulletin	\$ 89.00	\$
<input type="checkbox"/> Utility Executive	\$ 89.00	\$	

Additional Subscriptions

<input type="checkbox"/> Check/Money Order enclosed made payable to WEF in U.S. funds	<input type="checkbox"/> Charge <input type="checkbox"/> VISA <input type="checkbox"/> American Express <input type="checkbox"/> MasterCard	Credit Card Number	Total Due
		Exp. Date	
		Signature	
		Daytime Phone	

Send Form & Payment to: Water Environment Federation • Member Service Center • P.O. Box 18044, Merrifield, VA 22118-0045

For more information: call 1-800-666-0206 (U.S. and Canada) or +1-703-684-2452 (all other countries) • FAX: +1-703-684-2428 • www.wef.org

2005 WEF and Member Association Dues



Membership Categories and Dues Rates valid through 12/31/05

Location	Active	Operations	Student	Corporate	Dual
United States Associations (includes MA dues)					
AK Alaska WWMA	\$95.00	\$57.00	\$27.50	\$265.00	\$15.00
AL Alabama's WEA	\$102.00	\$64.00	\$30.00	\$350.00	\$22.00
AR Arkansas WEA	\$97.00	\$59.00	\$37.00	\$267.00	\$17.00
AZ Arizona WPCA	\$110.00	\$72.00	\$25.00	\$280.00	\$30.00
CA California WEA	\$177.00	\$139.00	\$68.50	\$477.00	\$97.00
CO Rocky Mountain WEA	\$105.00	\$67.00	\$35.00	\$275.00	\$25.00
CT New England WEA	\$113.00	\$70.00	\$30.00	\$288.00	\$33.00
DC Chesapeake WEA	\$95.00	\$62.00	\$20.00	\$300.00	\$20.00
Federal WQA▲	\$100.00	\$52.00	\$20.00	\$275.00	\$15.00
DE Chesapeake WEA	\$95.00	\$62.00	\$20.00	\$300.00	\$20.00
FL Florida WEA	\$120.00	\$77.00	\$24.00	\$310.00	\$40.00
GA Georgia W&PCA	\$111.00	\$73.00	\$25.00	\$281.00	\$31.00
HI Hawaii WEA	\$95.00	\$52.00	\$27.50	\$310.00	\$10.00
IA Iowa WPCA	\$90.00	\$52.00	\$20.00	\$260.00	\$10.00
ID Pacific NW CWA	\$100.00	\$62.00	\$40.00	\$280.00	\$20.00
IL Central States WEA	\$95.00	\$57.00	\$30.00	\$265.00	\$15.00
Illinois AWPCO●	N/A	\$47.00	N/A	N/A	N/A
Illinois WEA	\$95.00	\$57.00	\$30.00	\$265.00	\$15.00
IN Indiana WEA	\$90.00	\$52.00	\$22.50	\$270.00	\$10.00
KS Kansas WEA	\$90.00	\$52.00	\$25.50	\$260.00	\$15.00
KY Kentucky Tennessee WEA	\$100.00	\$62.00	\$40.00	\$270.00	\$20.00
Kentucky WWOA●	N/A	\$62.00	N/A	N/A	N/A
LA Louisiana WEA	\$90.00	\$47.00	\$25.00	\$265.00	\$5.00
MA New England WEA	\$113.00	\$70.00	\$30.00	\$288.00	\$33.00
MD Chesapeake WEA	\$95.00	\$62.00	\$20.00	\$300.00	\$20.00
Federal WQA▲	\$100.00	\$52.00	\$20.00	\$275.00	\$15.00
ME New England WEA	\$113.00	\$70.00	\$30.00	\$288.00	\$33.00
MI Michigan WEA	\$110.00	\$72.00	\$30.00	\$305.00	\$25.00
MN Central States WEA	\$95.00	\$57.00	\$30.00	\$265.00	\$15.00
MO Missouri WEA	\$95.00	\$57.00	\$25.00	\$265.00	\$15.00
MS Mississippi WEA	\$90.00	\$52.00	\$30.00	\$266.00	\$10.00
MT Montana WEA	\$90.00	\$52.00	\$30.00	\$261.00	\$5.00
NC North Carolina WEA	\$100.00	\$52.00	\$25.00	\$290.00	\$10.00
ND North Dakota WEA	\$85.00	\$47.00	\$20.00	\$260.00	\$5.00
NB Nebraska WEA	\$88.00	\$50.00	\$28.00	\$258.00	\$8.00
NH New England WEA	\$113.00	\$70.00	\$30.00	\$288.00	\$33.00
NJ New Jersey WEA	\$107.00	\$69.00	\$28.00	\$305.00	\$32.00
NM Rocky Mountain WEA	\$105.00	\$67.00	\$35.00	\$275.00	\$25.00
NV Nevada WEA	\$85.00	\$47.00	\$25.00	\$255.00	\$10.00
NY New York WEA	\$130.00	\$82.00	\$25.00	\$375.00	\$50.00
OH Ohio WEA	\$107.00	\$61.00	\$25.00	\$300.00	\$10.00
OK Oklahoma	\$90.00	\$52.00	\$25.00	\$290.00	\$10.00
OR Pacific NW CWA	\$100.00	\$62.00	\$40.00	\$280.00	\$20.00
PA Pennsylvania WEA	\$120.00	\$82.00	\$30.00	\$375.00	\$40.00
PR Puerto Rico W&EA	\$97.00	\$49.00	\$24.00	\$275.00	\$12.00
RI New England WEA	\$113.00	\$70.00	\$30.00	\$288.00	\$33.00
SC WEA of South Carolina	\$105.00	\$67.00	\$40.00	\$275.00	\$25.00
SD South Dakota WEA	\$90.00	\$52.00	\$20.00	\$260.00	\$20.00
TN Kentucky Tennessee WEA	\$100.00	\$62.00	\$40.00	\$270.00	\$20.00
TX Texas WUA	N/A	\$72.00	N/A	N/A	N/A
WEA of Texas●	\$120.00	\$70.00	\$32.50	\$285.00	\$33.00
UT WEA of Utah	\$85.00	\$47.00	\$23.00	\$260.00	\$5.00
VA Federal WQA▲	\$100.00	\$52.00	\$20.00	\$275.00	\$15.00
Virginia WEA	\$100.00	\$52.00	\$20.00	\$285.00	\$15.00
VT New England WEA	\$113.00	\$70.00	\$30.00	\$288.00	\$33.00
WA Pacific NW CWA	\$100.00	\$62.00	\$40.00	\$280.00	\$20.00
WI Central States WEA	\$95.00	\$57.00	\$30.00	\$265.00	\$15.00
Wisconsin WWOA●	N/A	\$42.00	N/A	N/A	N/A
WV West Virginia WEA	\$90.00	\$52.00	\$25.00	\$260.00	\$4.00
WY Rocky Mountain WEA	\$105.00	\$67.00	\$35.00	\$275.00	\$25.00
Canadian Associations (includes MA dues)					
Atlantic Canada WWA	\$115.00	\$60.00	\$20.00	\$285.00	\$15.00
British Columbia WWA	\$115.00	\$67.00	\$35.00	\$250.00	\$25.00
Maritime Provinces WWA	N/A	\$65.00	N/A	N/A	N/A
WEA of Ontario	\$118.00	\$80.00	\$20.00	\$288.00	\$38.00
Western Canada WEA	\$120.00	\$57.00	\$25.00	\$285.00	\$25.00
International Associations*					
Outside the US & Canada	\$80.00	\$42.00	\$20.00	\$250.00	N/A

- Operator Associations recognized by the Water Environment Federation and the local Member Association.
- ▲ A unique Member Association composed of U.S. federal employees and other members who are concerned with focusing on national and international environmental and policy issues.

All WEF members are required to join their local Member Association. Please visit www.wef.org/membersoc/ for contact information on the Member Association in your geographical area or call the WEF Member Service Center at +1-703-684-2452.

* MA dues must be paid directly to the local Member Association (visit www.wef.org/joinwef for contact information)

Please use the codes below to complete section 2 of the membership application.

Employer Codes

- EC01 Administration/enforcement of government environmental programs
- EC02 Municipal pretreat programs
- EC03 Administration of public health programs
- EC04 Publicly owned municipal or district sanitary, water, or wastewater treatment system or plant processing >1 mgd or 44 L/sec
- EC05 Publicly owned municipal or district sanitary, water, or wastewater treatment system or plant processing ≤1 mgd or 44 L/sec
- EC06 Privately owned municipal or district sanitary water, or wastewater treatment system or plant
- EC07 Privately owned industrial waste treatment facility
- EC08 Independent environmental laboratory
- EC09 Mining
- EC10 Consulting engineer and contractor
- EC11 Electric/gas utility
- EC12 Manufacturer of pollution control equipment
- EC13 Educational institution
- EC14 Retired
- EC15 Law firm
- EC16 Manufacturer's representative
- EC17 Other
- EC18 Food/kindred products
- EC19 Textiles
- EC20 Paper & allied products
- EC21 Chemical
- EC22 Petroleum
- EC23 Rubber and plastics
- EC24 Primary metal industries
- EC25 Fabricated metals
- EC26 Industrial/commercial machines
- EC27 Electronics
- EC28 Transportation equipment
- EC29 Misc. manufacturing

Job Title Codes

- JT01 Collection systems management
- JT02 Plant manager
- JT03 Plant operations manager
- JT04 Operations
- JT05 Lab manager
- JT06 Lab technician
- JT07 Corporate responsibility for environmental mgmt.
- JT08 Manage all environmental operations at this location
- JT09 Supervise subgroup in environmental operations
- JT10 Provide staff environmental service
- JT11 Operations
- JT12 Executive management
- JT13 Division management
- JT14 Engineering, non-management
- JT15 Scientific, non-management
- JT16 Independent lab manager/executive
- JT17 Independent Lab technician
- JT18 Public official
- JT19 Professor
- JT20 Marketing and sales
- JT21 Lawyer
- JT22 Student
- JT23 Other

Environmental Focus Codes

- EV01 Wastewater
- EV02 Drinking water
- EV03 Process water
- EV04 Coastal, river, lake ecology/surface water
- EV05 Toxic and hazardous materials
- EV06 Solid waste
- EV07 Air
- EV08 Groundwater
- EV09 Stormwater
- EV10 Pollution prevention
- EV11 Instrumentation/automation/controls
- EV12 Residuals/biosolids management
- EV13 Public education/information
- EV14 Other

For membership information, call the WEF Member Service Center at 1-800-666-0206 or +1-703-684-2452